



# Measuring outcomes through statistical indicators (education, employment and poverty)

## The Case of the UK

Sarah Woodin

University of Leeds

[s.l.woodin@leeds.ac.uk](mailto:s.l.woodin@leeds.ac.uk)

Office for Disability Issues (ODI) - established 2005

Cross Government body that aims to coordinate disability policy across departments in England and Wales

Focal point for UK for UNCRPD but collaborates with the Scottish and Northern Ireland governments

Located in Department of Work and Pensions

**‘By 2025, disabled people in Britain should have full opportunities and choices to improve their quality of life and will be respected and included as equal members of society’**

Prime Minister’s Strategy Unit (2005) *Improving the Life Chances of Disabled People*

<http://webarchive.nationalarchives.gov.uk/+http://www.cabinetoffice.gov.uk/media/cabinetoffice/strategy/assets/disability.pdf>



- Children's outcomes
- Communications
- Discrimination
- Employment
- Health
- Housing
- Living standards
- Independent living
- Justice system
- Leisure, social and cultural activities
- Participation,
- Post-19 education and training participation
- Social care
- Transport

# Education Indicators



UNIVERSITY OF LEEDS

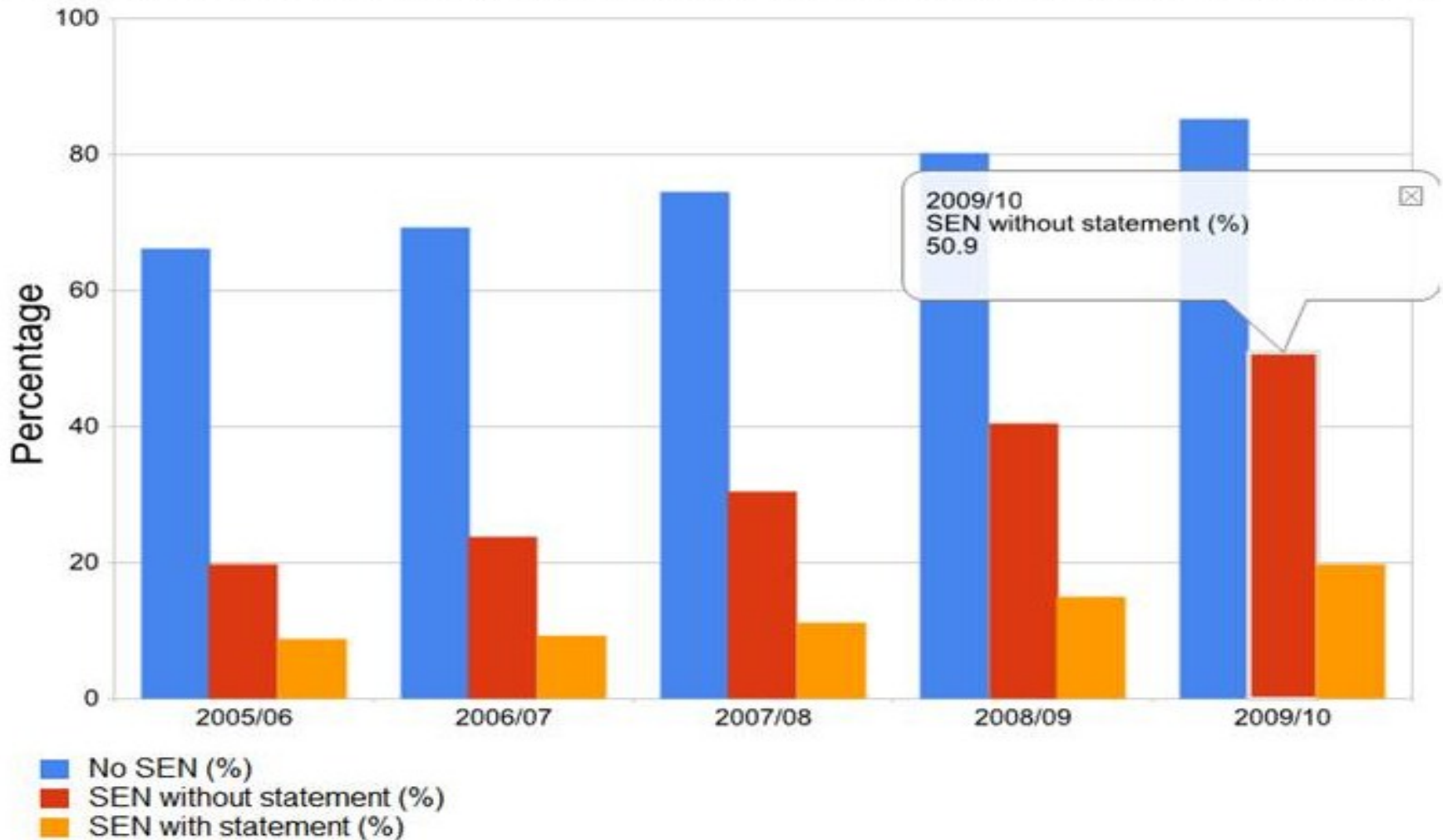
- A1 - Use of childcare →
- A2 - Unauthorised absence from school →
- A3 - Achievement at Key Stage 2 →
- A4 - Achievement at Key Stage 3 →
- A5 - Pupils at the end of Key Stage 4 achieving 5 or more GCSEs at grades A\*-C →
- A6 - 16 year olds studying for Level 3 qualifications →
- A7 - Young people who attain Level 3 qualifications by age 18 →
- A8 - Young people with experience of higher education by age 19 →
- A9 - First degree qualifiers attaining a first or upper second class degree →
- A10 - Students who do not continue in higher education after their first year →
- A11 - Satisfaction levels with higher education course →
- A12 - The first destination of graduates 6 months after graduating →
- A13 - 16-18 year olds not in employment, education or training (NEET) →
- A14 - Young people's participation in positive activities →

# Education Examples



UNIVERSITY OF LEEDS

AT THE END OF KEY STAGE 4 ACHIEVING 5 OR MORE GCSES AT G

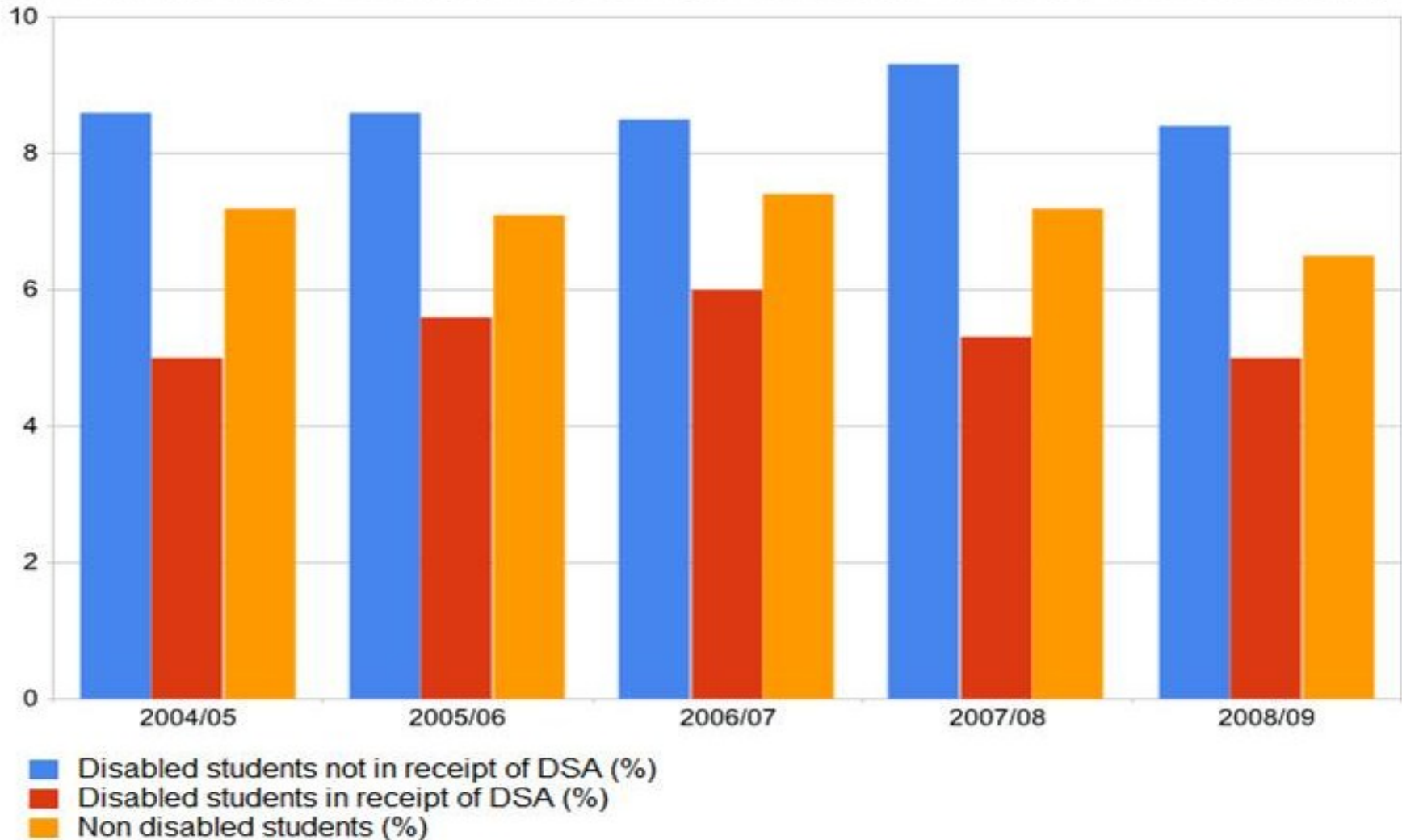


# Education Examples



UNIVERSITY OF LEEDS

**STUDENTS WHO DO NOT CONTINUE IN EDUCATION AFTER THEIR FIRST YEAR**



# Employment



UNIVERSITY OF LEEDS

B1 - Employment rates



B2 - Employment rates by impairment type



B3 - Economic activity



B4 - Individuals in high-level employment



B5 - Working age people who have never worked



B6 - Working age people in work who would like to work more hours



B7 - Hourly wage rates



B8 - Highest educational qualifications in the working age population





# Example: Employment



UNIVERSITY OF LEEDS

		Total employment rates
2002	Disabled	44.5%
	Non-disabled	80.7%
2003	Disabled	45.4%
	Non-disabled	80.7%
2004	Disabled	46.8%
	Non-disabled	80.5%
2005	Disabled	47.0%
	Non-disabled	80.4%
2006	Disabled	47.4%
	Non-disabled	80.2%
2007	Disabled	47.3%
	Non-disabled	80.0%
2008	Disabled	48.3%
	Non-disabled	80.1%
2009	Disabled	47.4%
	Non-disabled	77.8%
2010	Disabled	48.4%
	Non-disabled	77.5%

# Example: Employment



UNIVERSITY OF LEEDS

	2006	2006	2007	2007	2008	2008	2009	2009	2010	2010
	Low 95%	High 95%	Low 95%	High 95%	Low 95%	High 95%	Low 95%	High 95%	Low 95%	High 95%
<b>Arms, hands</b>	42	50	45	53	42	50	42	50	44	52
<b>Legs or feet</b>	37	43	39	45	39	45	38	44	40	46
<b>Back or neck</b>	40	45	39	44	41	46	40	45	41	47
<b>Skin conditions, allergies</b>	NA	NA	NA	NA	62	77	NA	NA	59	73
<b>Chest, breathing problems</b>	62	67	60	65	60	65	60	66	60	65
<b>Heart, blood, pressure, circulation</b>	56	61	58	63	57	62	54	59	57	62
<b>Stomach, liver, kidney, digestion</b>	56	64	47	55	54	62	52	61	55	63
<b>Diabetes</b>	65	72	63	70	68	74	64	71	64	71
<b>Depression, bad nerves</b>	20	26	21	27	23	29	22	28	28	34
<b>Epilepsy</b>	36	48	NA	NA	35	47	NA	NA	35	48
<b>Progressive illness</b>	34	41	40	47	38	45	43	50	41	49
<b>Other problems, disabilities</b>	52	58	51	57	52	58	52	59	50	56

# Poverty



UNIVERSITY OF LEEDS

C1 - Children living in low income



C2 - Children living in low income and material deprivation



C3 - Individuals living in low income



Illustrative measures of living standards, excluding Disability Living Allowance and Attendance Allowance from income



C4 - Households living in fuel poverty



C5 - Individuals living in persistent poverty

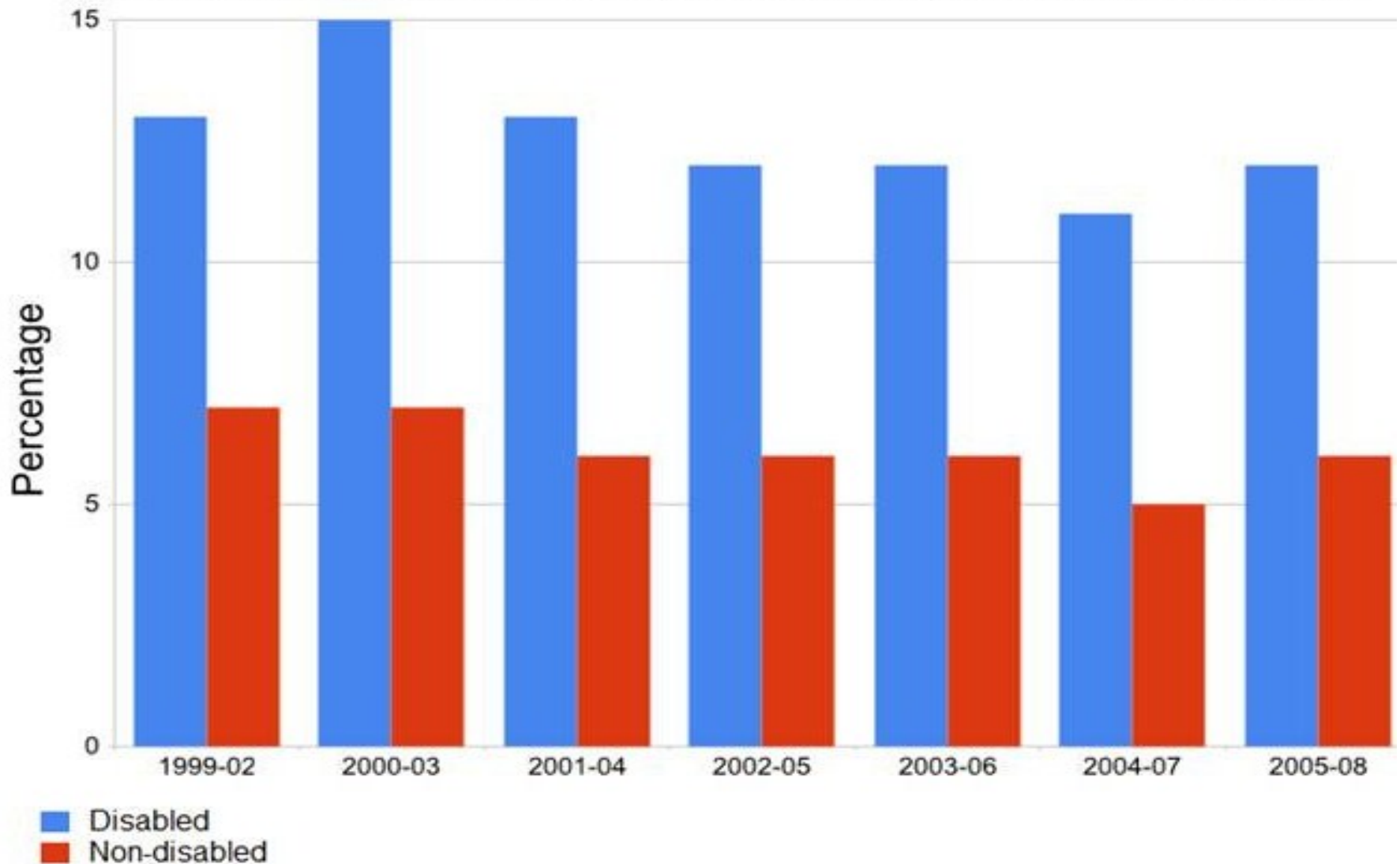


# Poverty Examples



UNIVERSITY OF LEEDS

**C5 - INDIVIDUALS LIVING IN PERSISTENT POVERTY (BHC)**





Roadmap 2025

<http://odi.dwp.gov.uk/roadmap-to-disability-equality/index.php>

Disability Equality Indicators

<http://odi.dwp.gov.uk/roadmap-to-disability-equality/indicators.php>